






Home Phonics Practise: Week 8

We have now started **Phase Three**. Your child has been introduced to the following sounds and actions:

ch		Chop – chopping motion with hand			
sh		Shush – shushing motion with finger	th		This and that – pointing at one thing, then at something else
th		Thank – BSL 'thank you'	ng		Ring – putting on a ring


Letter/sound recognition

Remember to keep the sounds pure, e.g. 'zzzzz' not 'zuh'.

Use the **phoneme mat** below to encourage your child to find the sounds they have already learnt so far.

Using the phoneme mat below ask your child to find and point to each grapheme.

My Alphabet Mat



Home Phonics Practise: Week 8



Spot the digraph! Can your child add in the sound buttons and underline the digraph in each word before sounding it out? The first one has been done for you.

ring

chop

fish

sing

rich

shell

that

then

thank

think

Our new common exception words this week are:

he she

Please continue to practise reading the tricky words below:

I no go into the to me be we

Your child now has access to their eighth online blending book to practise this week's sounds. If you need a new copy of your child's log in details, please do not hesitate to ask.

The Foundation Stage Team 😊