













## Home Phonics Practise: Week 6

This week we started **Phase Three**. Your child has learnt the following sounds and actions:




















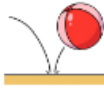





|   |   |  |                                 |   |                                 |   |
|---|---|--|---------------------------------|---|---------------------------------|---|
| j |  | <b>Jelly</b> – wobble like a jelly                 | Short down, tail, give it a dot |  | Down and curl. Lift and across. |  |
| v |  | <b>Violin</b> – play a violin                      | Down, up                        |  | Diagonal down, up               |  |
| w |  | <b>Worm</b> – wiggle your finger like a worm       | Down, up, down, up              |  | Down, up, down, up              |  |
| x |  | <b>Exercise</b> – lift arms as if lifting a weight | Across and across               |  | Across and across               |  |

### Letter/sound recognition

Remember to keep the sounds pure, e.g. ‘vvvvv’ not ‘vuh’.

Use the **phoneme mat** below to encourage your child to find the sounds they have already learnt so far.

**Can your child recognise each sound without the picture clues?**

|  |  |  |  |  |  |
|--|--|--|--|--|--|
| Ss  | Aa  | Tt  | Pp  | li  | Nn  |
| Mm  | Dd  | Gg  | Oo  | Cc  | Kk  |
| ck  | Ee  | Uu  | Rr  | Hh  | Bb  |
| Ff  | ff  | Ll  | ll  | ss  |  |

## Home Phonics Practise: Week 6

**Words to blend** Have a go at saying the sounds individually, then blend them together as quickly as you can to try and hear the whole word.

web

jog

win

van

jam

vet

exit

box

fix

wax

This week we have been practising the following letter formation:

l i t j

Please refer to the A3 sheet sent home that has the mnemonics for each letter attached.

**Please practise reading the Common Exception Words (Tricky words) below.**

**These are words that need to be learnt by sight.**

**to no go me the I**

**Your child now has access to their sixth online blending book to practise this week's sounds.**

Thank you for your continued support

The Foundation Stage Team 😊