


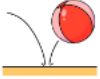













## Home Phonics Practise: Week 5

This week your child has learnt the following sounds and actions:



h		<b>Hat</b> – Putting a hat on your head	Down, up to the middle, over and flick		Down, lift, space and down. Across the middle to join	
b		<b>Ball</b> – Bouncing a ball	Down, up to the middle, round to the bottom		Down, lift, space and down. Across the middle to join	
























f		<b>Fish</b> – Hand makes a fish swimming	Over and down, pencil off, across		Down, back to the top and across, to the middle across	
ff		<b>Puff</b> – Puffing out candles				
l		<b>Lollipop</b> – Licking a lollipop	Down and flick		From the top, down and across	
ll		<b>Bell</b> – Ringing a bell				
ss		<b>Grass</b> – Grass growing up with fingers				

### Letter/sound recognition

This week we have introduced digraphs 'ss' 'll' and 'ff' (digraph= two letters that make one sound).

Remember to keep the sounds pure, e.g. 'ffffff' not 'fuh'.

Use the **phoneme mat** below to encourage your child to find the sounds they have learnt so far.

Ss 	Aa 	Tt 	Pp 	li 	Nn 
Mm 	Dd 	Gg 	Oo 	Cc 	Kk 
ck 	Ee 	Uu 	Rr 	Hh 	Bb 
Ff 	ff 	Ll 	ll 	ss 	

## Home Phonics Practise: Week 5

**Words to blend** Look at the words below. Have a go at saying the sounds individually, then blend them together as quickly as you can to try and hear the whole word.

huff

let

bug

hat

bell

fit

hip

luck

him

miss

This week we have been practising the following letter formation:

r n m h b p

Please refer to the A3 sheet sent home that has the mnemonics for each letter attached.

**Please practise reading the Common Exception Words (Tricky words) below.**

**These are words that need to be learnt by sight.**

**I the to into no go**

**Your child now has access to their fifth online blending book to practise this week's sounds.**

Thank you for your continued support

The Foundation Stage Team 😊