

Home Phonics Practise: Week 3











This week your child has learnt the following sounds and actions:

Ee 

Rr 

Uu 

ck 

ck		Clock – A ticking clock motion				
e		Elephant – Elephant trunk	Across and over, curl to sit on the line		Down, back to the top and across, to the middle across, to the bottom across.	
u		Umbrella – Putting up an umbrella	Down, round, up, down, flick		Down, round and up to the top	
r		Rat – Make the shape of a rat's nose	Down, up and over		Down and back up, around to the middle, diagonal down	

Letter/sound recognition

This week we have introduced our first digraph 'ck' (digraph= two letters that make one sound).

Remember to keep the sounds pure, e.g. 'rrrrrr' not 'ruh'.

Use the **alphabet mat** below to encourage your child to find the sounds they have learnt so far. Each letter has a name and a sound. Which letters can your child recognise?

My Alphabet Mat

a	b	c	d	e	f	g	h	i
j	k	l	m	n	o	p	q	r
s	t	u	v	w	x	y	z	

Home Phonics Practise: Week 3

Words to blend Look at the words below. Have a go at saying the sounds individually, then blend them together as quickly as you can to try and hear the whole word.

sock

run

pet

rip

mud

tick

rag

get

sun

sack

This week we have been practising the following letter formation:

c o a d g s

Please refer to the A3 sheet sent home that has the mnemonics for each letter attached.

Your child now has access to their fourth online blending book to practise this week's sounds.

Thank you for your continued support

The Foundation Stage Team 😊