





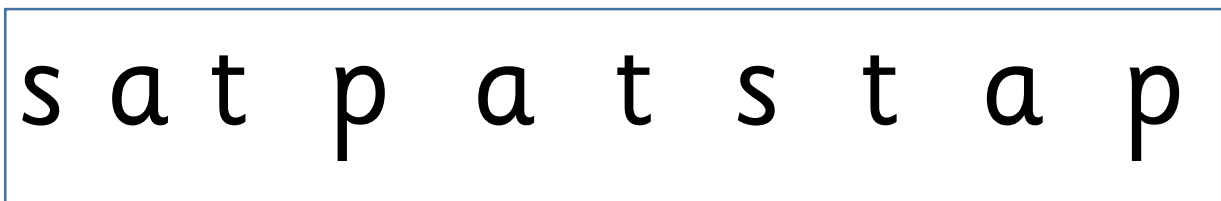
Home Phonics Practise: Week 1

This week your child started Phase 2 phonics. They have learnt the following sounds and actions:

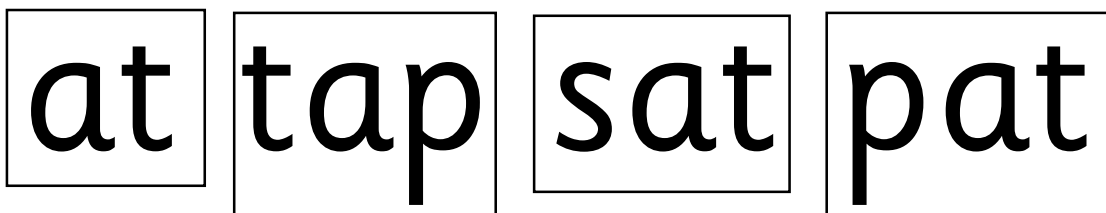


GPC	Image	Action	Lower Case Letter Formation	Upper Case Letter Formation
s		Snake – Slithering snake action with arm	Up and over, around the other way	Up and over, around the other way
a		Arrow – Firing an arrow	Around, up, down and flick	Down, down, lift and across
t		Tap – Twisting a tap	Down and round, pencil off, across	Down from the top, lift and left to right across the top
p		Paint – Painting with a paintbrush	Down, up to the top, round to the middle	Down and back up, around to the middle

Letter/sound recognition Point to the following letters in and out of order. Can your child say the sounds as quickly as they can? Remember to keep the sounds pure, e.g. ‘t’ not ‘tuh’.



Words to blend Look at the words below. Have a go at saying the sounds individually, then blend them together as quickly as you can to try and hear the whole word.



We have attached your child's online log in so they are able to access their first online blending book that includes the sounds learnt so far. If you have any questions, please do not hesitate to come and see us.

Thank you for your continued support, we look forward to seeing you all at our EYFS parent meetings at the end of this half term.

The Foundation Stage Team 😊