





























Home Phonics Practice Week 12



This week in phonics we have learnt the following phonemes. Practise saying each sound aloud.

Look at the graphemes below. Try to help your child identify each grapheme without the pictures. Please keep practising all previous sounds learnt.

Level 1+				Level 2			
Floppy's Phonics				Floppy's Phonics			
s  sun	a  apple	t  teddy	p  pan	j  jug	v  van	w  web	-x  fox
i  insect	n  net	m  man	d  dog	y  yo-yo	z  zip	-zz  buzz	qu  queen
g  gate	o  octopus	c  cat	k  key	ch  chick	sh  ship	th  this thumb	-ng  ring
-ck  duck	e  egg	u  umbrella	r  rabbit	-dge  bridge	-ve  glove	wh  wheel	-cks  ducks
h  hat	b  bone	f  fish	-ff  cuff	-tch  hatch	-nk  ink		
l  lion	-ll  hill	-le  bottle	-ss  dress				

If you have any questions or queries regarding phonics, please do not hesitate to speak to us.
The Foundation Stage Team ☺

Encourage your child to point to each word, sound out all the sounds in the word and then blend them together. Then find the corresponding picture.☺

I Spy and Read

Draw a line to the matching picture when you have read each word.

cup




mix

ted



pet

pad



win

bib



pop