

Home Phonics Practice Week 9

This week in phonics we have learnt the following phonemes. Practise saying each sound aloud.

-zz

buzz

qu

queen

ch

chick

Phoneme:
A letter sound

Grapheme:
A written phoneme

Digraph:
Two letters that make one sound

Look at the graphemes below. Try to help your child identify each grapheme without the pictures. Please keep practising all previous sounds learnt.

j v w -x -zz qu ch y z



We are currently focusing on writing the 'Zig-zag monster letters'...
Encourage your child to think about how they are holding their pencil and where each letter starts.

The zig-zag monster letters

Z U W X


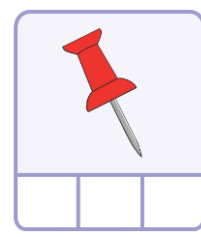
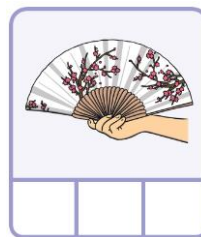
Z U W X

Fine motor activities help to strengthen muscles in your child's hands.
Elastic band activities...



Segmenting:
Hearing individual sounds in words when writing.

Which sounds can your child hear and find when saying the word aloud for each picture?



Blending:
Combining sounds together to read a word.
E.g. "ch-o-p, chop"
(Please continue to look at some of our online books to help your child practise their blending skills. If you have any problems logging on to the Oxford Owl website please speak to a member of the team)

chop

fuzz **quick**

Please continue to practise the following tricky words:

Tricky Word:
A word that cannot be sounded out

was **all** **they**

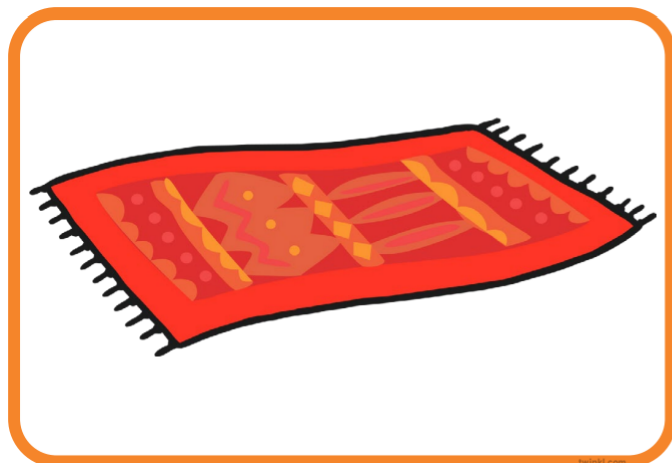
If you have any questions or queries regarding phonics, please do not hesitate to speak to us.

Phase 2 captions

Encourage your child to point to each word, sound out all the sounds in the word and then blend them together. Try rereading caption again at the end 😊



a cat in a
hat



a red rug



a run in the
sun