




Home Phonics Practice Week 8

This week in phonics we have learnt the following phonemes. Practise saying each sound aloud.

-x

 fox

y

 yo-yo

z

 zip


Phoneme:
A letter sound

Grapheme:
A written phoneme

Digraph:
Two letters that make one sound


Look at the graphemes below. Try to help your child identify each grapheme without the pictures. Please keep practising all previous sounds learnt.

y z -x j v w

 *The one-armed robot letters*

r b n h m k p

r b n h m k p




 **We are currently focusing on writing 'One armed robot letters'...**
 Encourage your child to think about how they are holding their pencil and where each letter starts.

Fine motor playdough activities..



Segmenting:
Hearing individual sounds in words when writing.

Which sounds can your child hear and find when saying the word aloud for each picture? →

Blending:
Combining sounds together to read a word.
E.g. "f-o-x, fox"
 (Please continue to look at some of our online books to help your child practise their blending skills. If you have any problems logging on to the Oxford Owl website please speak to a member of the team)

fox zip yum

Please continue to practise the following tricky words:

Tricky Word:
A word that cannot be sounded out

we you into

If you have any questions or queries regarding phonics, please do not hesitate to speak to us.
 The Foundation Stage Team ☺

Phase 2 High Frequency words to practise blending

an	it	had	his
as	of	back	not
at	off	and	got
if	on	get	up
in	can	big	mum
is	dad	him	