
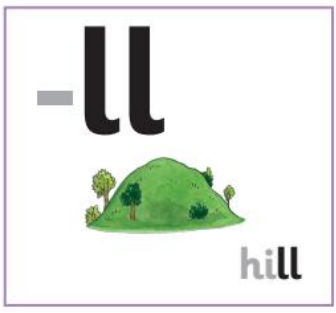




# Home Phonics Practice Week 6

This week in phonics we have learnt the following phonemes. Practise saying each sound aloud.

 <p>l lion</p>	 <p>-ll hill</p>	 <p>-le bottle</p>	 <p>-ss dress</p>
---	---	--	--

Point to the letters below in and out of order. Remember to use pure sounds e.g. 'ssss' not 'suh'. Please keep practising all the sounds as we learn them.

g	o	c	k	l	-ll	-le	-ss	<b>Phoneme:</b> A letter sound  <b>Grapheme:</b> A written phoneme  <b>Digraph:</b> Two letters that make one sound
-ck	e	u	r	s	a	t	p	
h	b	f	-ff	i	n	m	d	

Look at the graphemes above. Try to help your child identify each grapheme without the pictures.



We are currently focusing on writing 'Curly Caterpillar Letters'...



### Segmenting:

Hearing individual sounds in words when writing.



--	--	--

Which sounds can your child hear and find when saying the word aloud for each picture. →



--	--	--

### Blending:

Combining sounds together to read a word.

(You now have access to your child's next online blending book)



--	--	--

Please continue to practise the following tricky words:

I no go the

If you have any questions or queries regarding phonics, please do not hesitate to speak to us. The Foundation Stage Team ☺

### Tricky Word:

A word that cannot be sounded out

