





Home Phonics Practice Week 5

This week in phonics we have learnt the following phonemes. Practise saying each sound aloud.

<h2>h</h2>  <p>hat</p>	<h2>b</h2>  <p>bone</p>	<h2>f</h2>  <p>fish</p>	<h2>-ff</h2>  <p>cuff</p>
---	--	---	--

Point to the letters below in and out of order. Remember to use pure sounds e.g. 'sssss' not 'suh'. Please keep practising all the sounds as we learn them.

g	o	c	k	l	-ll	-le	-ss	Phoneme: A letter sound	
-ck	e	u	r	s	a	t	p		Grapheme: A written phoneme
h	b	f	-ff	i	n	m	d		Digraph: Two letters that make one sound

Try to help your child identify each grapheme without the pictures.

Below are some of our Phase 2 High Frequency words for you to look at with your child and to practise reading if they are keen.

an	it	had	his
as	of	back	not
at	off	and	got
if	on	get	up
in	can	big	mum
is	dad	him	



If your child is keen to mark make, please try to encourage them to use the correct pencil grip.

Below are some tricky words for your child to look at over half term in preparation for next half term. These are words that can only be learnt by sight.

I	to	the	of	no	go	Tricky Word: A word that cannot be sounded out.
---	----	-----	----	----	----	---

You now have access to your child's next online blending book.
If you have any questions or queries regarding phonics, please do not hesitate to speak to us.
The Foundation Stage Team ☺