





Home Phonics Practice Week 4

This week in phonics we have learnt the following phonemes. Practise saying each sound aloud.

<p>-ck</p>  <p>duck</p>	<p>e</p>  <p>egg</p>	<p>u</p>  <p>umbrella</p>	<p>r</p>  <p>rabbit</p>
---	--	--	---

Point to the letters below in and out of order. Remember to use pure sounds e.g. 'rrrrrrrrrr' not 'ruh'. Please keep practising all the sounds as we learn them.

g	o	c	k	s	a	t	p
-ck	e	u	r	i	n	m	d

I Spy something beginning with.....



Phoneme:
A letter sound

Grapheme:
A written phoneme

Digraph:
Two letters that make one sound



If your child is keen to mark make, please try to encourage them to use the correct pencil grip.

You now have access to your child's next online blending book.

If you have any questions or queries regarding phonics, please do not hesitate to speak to us. This sheet can also be found on your child's class webpage under home learning. Thank you for your continued support.
The Foundation Stage Team ☺