


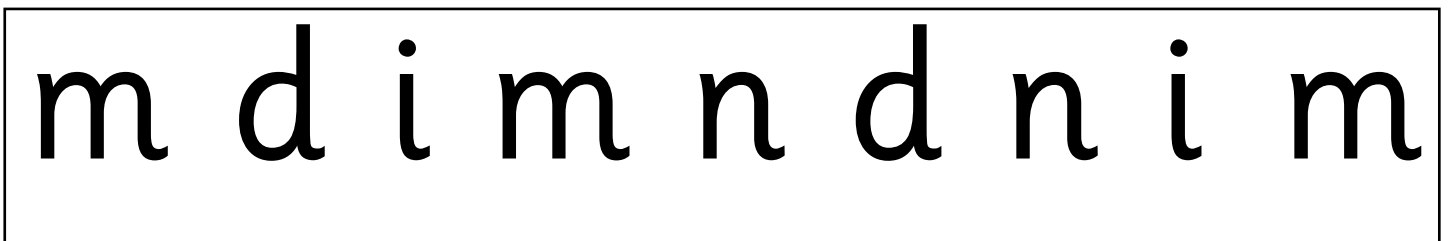
# Home Phonics Practice Week 2

This week in phonics we have learnt the following phonemes. Practise saying each sound aloud.



**When you are saying each sound remember to keep the sounds pure e.g. 'mmmmm' not 'muh'.**

Point to the letters below in and out of order. The children say the sounds as quickly as they can.




**'I Spy' is a great way to practise hearing initial sounds in words.**

## Fine motor skills ideas

- Make play dough letters
- Use tweezers to pick things up
- Use scissors to snip bits of paper or follow a line
- Build models using small construction bricks
- Rip and tear coloured paper to make a collage



If your child is keen to mark make, please try to encourage them to use the correct pencil grip.



The screenshot shows a pink-themed website interface for account creation. It has three numbered steps: 1. 'How to get started' with a 'Create my free account' button. 2. 'Confirm your email' with a 'Home sign up' button. 3. 'Email confirmed' with a 'Play now' button. The interface includes a 'School sign up' button and a 'Home sign up' button with a mouse cursor over it.

**Teach your Monster to read** is a free game (if played on a laptop), to help support and practise early phonics. It is another way to recap some of the sounds we have learnt so far. (We recommend you play this game with your child)

<https://www.teachyourmonster.org/teachyourmonstertoread>

**You now have access to your child's next online blending book.**

If you have any questions or queries regarding phonics, please do not hesitate to speak to us.

Thank you for your continued support.

The Foundation Stage Team 😊