

# Rowan Class

A vibrant, hand-drawn graphic featuring the word 'WELCOME' in large, bold, block letters. Each letter is filled with a different colorful pattern: 'W' has purple and pink swirls, 'E' has a rainbow gradient, 'L' has vertical stripes, 'O' has a multi-colored polka-dot pattern, 'O' has a multi-colored polka-dot pattern, 'M' has vertical stripes, and 'E' has a rainbow gradient. Below the word 'WELCOME', the text 'to year 4!' is written in a casual, handwritten black script. The entire graphic is set against a white background.

You are  
CAPABLE  
OF  
amazing  
THINGS

We are delighted to welcome you to Rowan Class.  
Please be assured we will do all we possibly can to make your child feel safe, relaxed and happy in the classroom.

Here are some useful tips to help your child's transition.

- PE will be on Wednesdays
- Swimming in the Summer term – more information to follow about this.
- Forest School will not be until the summer term, more details will follow.
- A pencil case will be provided for your child, so there is no need to bring any items from home.
- Their book bag will need to fit in their drawer so make sure you only keep your reading book and bookmark inside, once the snack and water have come out to go in the boxes.
- If you have any queries please contact us via our class email, and we will reply as soon as we are able.  
[rowan.class@trullschool.co.uk](mailto:rowan.class@trullschool.co.uk)

# Who will be helping your child this year?

Teachers:

Mrs Wilkins, Mrs Weston & Mr Davis are the lead teachers.

Teaching Assistants: Mrs Gear, Mrs Trott and Mrs Cockings

PE: Mrs Mitchell


Forest School: Miss Guildford

French: Mrs Andrews

Brass: Mr Bowen

RE: Mrs Trump






# Aiming High

As they move on to becoming Year 4s we will praise effort by:

- Every day we are watching our Secret Student! Hard work, kindness and success are rewarded with a smiley face and a class point. As a class we will be aiming for a special treat if we achieve our target!
- House points: are given to reward hard work and effort.
- For amazing work, effort or kindness the children may be sent to Mr Bottomley for a Headteacher's Award.
- Good to be Green Smiley Face- everyone has a peg around the face, but if there is undesirable behaviour a verbal warning is given and if it does not improve the child's peg is removed and they are spoken with and expectation to improve. If they do, the peg returns to the smiley face. If not there is a consequence, this means they will miss playtime to fill in a reflection form. More information is in the school's Behaviour Policy.



# Reading: the next steps

Reading with confidence and analysing what they have read.

**Listening to your child read is the most important thing you can do to help.**

Children should still read at home at least 4 times a week.

In class:

- We will be having regular guided reading sessions. Helping all children become independent readers, by giving support to those in need.
- Following up our reading with response activities to develop deeper thinking and reflection.
- Looking at and reading a range of book genres.



# Bookmarks

We are now using bookmarks instead of a reading log – this is being trialled this year though-out the school, so any feedback is welcome!

- Children will have one bookmark per book. They will write down the page number as they read. Once a book/bookmark is finished, they place it in a pocket in a file at school. The teacher can then monitor what they are reading, how much they are reading and ask questions about what they read.
- If you wish, you can initial their bookmarks so we can see you're hearing your child read at home and/or spoken to them about what they're reading.
- We have asked the children to write an 's' or an 'h' next to the entries to let us know if it was read at school or home.
- If you would like a longer discussion or to let us know anything about your child's reading, please send us a quick email or chat to us.

# English: the next steps



- Write independently in a way that interests your reader.
- Use a range of skills suitable for that form of writing.
- Use correct and increasingly complex punctuation.
- Spell a range of words correctly.
- Homework: Daily spelling practice with a list of words that will be tested each Monday. Spelling Shed will help your child with this.



# Maths: extending upwards

**Helping your child learn and practise their times tables using TTRockstars or other games is really important for their maths development. In Year 4 there will be a national times table test in Summer 2025.**

**By the end of the year your children should ...**

- Know common number bonds; within 20, tens within 100, common bonds within 1000.
- Understand place value within decimals, e.g. hundredths of a number - 0.01.
- Know times tables up to  $12 \times 12$ .
- Times Tables Booklets & Multiplication Olympics.
- Telling the time to nearest minute, calculating periods of time.
- Money; making amounts, giving change, calculating the difference.
- Converting between different units of measure, e.g.  $1000\text{m} = 1\text{km}$ .
- Introducing compact & column methods for addition and subtraction.
- Introducing short multiplication and bus stop division methods.
- Solving problems- APE (answer. prove., explain).

# A Broader Curriculum

- This includes science, history, geography, art & design, PSHE/RSHE, design & technology and computing.
- Brass lessons with Mr Bowen.
- RE taught weekly.
- PE & swimming.
- Forest School in the Summer term.
- French - log ins given for Language Angels.

# Keeping safe online

- E-safety lessons in school focus on:
  - keeping personal information safe.
  - knowing the difference between real friends and online friends.
  - knowing what to do if a situation online makes you feel uncomfortable.
  - knowing why it is important to act responsibly online.

Please keep a watchful eye on what and how your children are doing online, establishing a culture of openness and honesty.

## Online Safety information

Using the TEAM approach can help to keep children safe.



**Talk** about  
staying safe online.

T E A M



**Explore** their online  
world together.

T E A M



**Agree** rules about  
what's ok and what's not.

T E A M

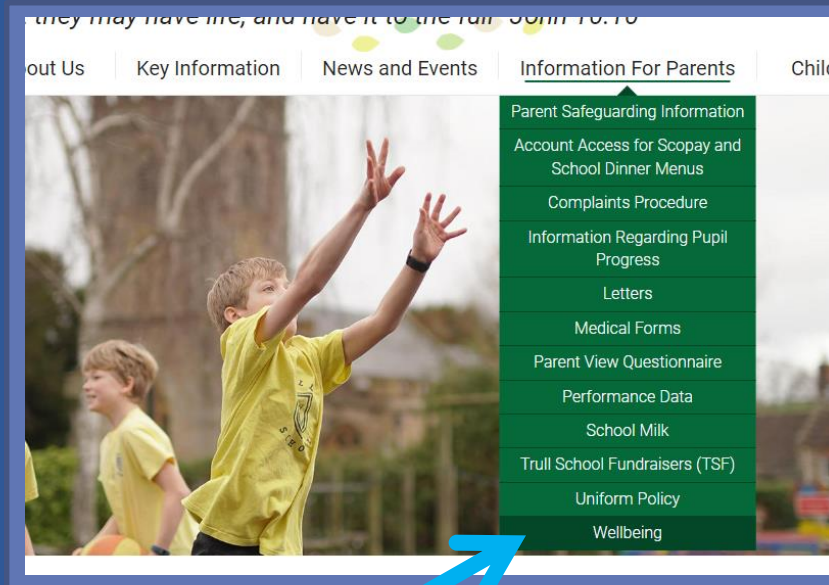


**Manage** your family's  
settings and controls

T E A M

Please visit our school website to find helpful resources to support you with online safety at home:

<https://www.trullprimary.com/>



## Wellbeing

Home >> Information For Parents >> Wellbeing

Mental Health and Wellbeing for staff, children and you, as their parents, is important to us at Trull and we are working on ways we can help everyone during and after the pandemic. We have put together a wealth of resources for you to access from this webpage but if you want further information or are worried about a child, please contact us via the office.

## Parent Workshops - Resources and Information

Anxiety  
Healthy Eating  
Computing and E-Safety  
Emotion Coaching

## Wellbeing at Trull S




WELLBEING AT TR

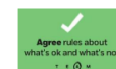
### Online Safety Workshop – Delivered by Mrs Bowler

Helpful websites, resources and activities:

- Online Safety Quiz  
[https://www.nspcc.org.uk/globalassets/documents/online-safety/online-safety-downloadable-resources/cso\\_quiz\\_interactive\\_jan2022.pdf](https://www.nspcc.org.uk/globalassets/documents/online-safety/online-safety-downloadable-resources/cso_quiz_interactive_jan2022.pdf)
- Conversation starters  
<https://www.childnet.com/parents-and-carers/have-a-conversation/>
- Lego Build & Talk  
[https://www.lego.com/en-gb/sustainability/children/buildandtalk?locale=en-gb&consent-modal=show&age-gate=grown\\_up](https://www.lego.com/en-gb/sustainability/children/buildandtalk?locale=en-gb&consent-modal=show&age-gate=grown_up)



- Family gaming database  
<https://www.familygamingdatabase.com/>
- Common Sense media  
<https://www.common Sense media.org/>



- Handouts:
  - Example family contract/online rules
  - Gameplan template



Click on the Wellbeing page to find the resources

# Keeping Safe Online

## Rowan Class E-Safety Golden Rules

- Always be polite and friendly online.
- Ask a trusted adult before you use technology.
- Keep your personal information private - do not tell others your name, address, school, phone numbers or passwords.
- Tell a trusted adult if you are worried or uncomfortable by something you see or hear online.
- Be aware of how long you spend on technology. Set a timer.



# Homework

- Daily independent reading of a range of books.
- Weekly spelling test- practise spellings in a folder sent home - given out on Tuesday for a test the following Monday (**hand in spelling folders on Monday**).
- Log-ons for Spelling Shed and TTRockstars to practise tables and spellings each week





# What do they need?

- To bring their reading book and bookmark with them every day.
- Water bottles – named!
- A healthy snack (fruit or vegetables) - named!
- No pencil cases from home needed.



# Keeping you informed

- News, photos, links and activities can be found on our class page on the Trull School website.
- Parents' Evenings - October & February.
- Book Look: to look at children's books (13 Nov & 25 June).
- End of year report.
- Email us on our class email, or make an appointment if you need to talk anything over.

[Rowan.Class@TrullSchool.co.uk](mailto:Rowan.Class@TrullSchool.co.uk)

# To remember in Rowan Class!

Monday- spelling test

- bring in spelling folder.

Tuesday- new spellings come home in folder.

Wednesday - come in PE kit.

Bring Reading Book & logs, snack and drink to school each day.